



**DEPARTMENT OF THE AIR FORCE
HEADQUARTERS 66TH AIR BASE GROUP
HANSCOM AIR FORCE BASE MASSACHUSETTS**

27 June 2024

66 ABG/SCOK (FOIA/PA)
35 Hamilton St., Bldg 1436
Hanscom AFB, MA 01731-2800

John Greenwald Jr.
The Black Vault
27305 W Live Oak Rd.
Suite 1203
Castaic, CA 91384

Dear Mr. Greenwald,

This responds to your Freedom of Information Act request from 2 February 2024 seeking the following:

I respectfully request a copy of the Air Force Life Cycle Management Center, “Marauder Mission Reporting User Guide,”

September 2021. Date Range 1/1/2021 to 2/2/2024

We reviewed 15 pages for release and determined they are fully releasable in accordance with 5 U.S.C. §552a. Our review included consideration of the “Foreseeable Harm Standard.”

The responsive record, consisting of 15 pages for request number **2024-02088-F**, has been transmitted to you via DoD SAFE App.

The FOIA provides for the collection of fees based on the costs of processing a FOIA request and your fee category. In this case, we have waived fees.

If you disagree and interpret this response as an adverse action, you may appeal it in writing to the Secretary of the Air Force or submit your appeal on-line at the Air Force’s Public Access Link: <https://efoia.cce.af.mil/>. If writing, your appeal should be postmarked no later than 90 calendar days from the date of this letter. Address your letter as follows:

Secretary of the Air Force Thru:
66 ABG/SCOK (FOIA/PA)
35 Hamilton St., Bldg 1436
Hanscom AFB, MA 01731-2800

Should you have any questions or concerns, please do not hesitate to contact me via email at garreth.harrington@us.af.mil and Hanscom.FOIA@us.af.mil.

You may contact the Air Force FOIA Public Liaison Officer, Mr. Robert E. Bivins, concerning this final response at Air Force FOIA Public Liaison Office (SAF/CNZA), 1800 Air Force Pentagon, Washington, DC 20330-1800, daf.foia@af.mil or (703) 614-8500. You may also seek

dispute resolution services from the Office of Government Information Services and can find information on this Office at <https://www.archives.gov/ogis>.

Using the dispute resolution services, will not affect your appeal rights.


Please reference your assigned case number when making inquiries, FOIA **2024-02088-F**

Sincerely,

Garreth Harrington
Base FOIA Manager
66th Air Base Group

This document is made available through the declassification efforts
and research of John Greenewald, Jr., creator of:

The Black Vault



The Black Vault is the largest online Freedom of Information Act (FOIA)
document clearinghouse in the world. The research efforts here are
responsible for the declassification of hundreds of thousands of pages
released by the U.S. Government & Military.

Discover the Truth at: <http://www.theblackvault.com>



Marauder

Mission Reporting User Guide

Version 2.43

Feedback/Support: marauder@kr.af.mil | Last Updated: FEB 2024

Summary

Marauder provides the global mission reporting capability on SIPR for the Air Force, Space Force and select Joint Force partners. Key functionality includes:

- Drafting mission reports
- Quality control, rejection and approval pipeline to ensure fidelity of report
- Publication of reports for global access
- Export of published reports for analysis through Marauder's front-end interface or through Marauder's application programming interface (API)

Vision

The purpose of Marauder is to enable commanders and mission planners to make better decisions by leveraging the information contained in the mission report (MISREP). We accomplish this by creating high quality MISREPs for the military and for the military's partners, through standardization and automation.

Roles

A Marauder user is assigned a role in the application based on the user's obligations. You can find your role in your Profile on the app (see [Profile Section](#) below).

Tier	Role	Application Privileges*	Users
I	Viewer	View and Export published reports	Analysts
II	Drafter	Write, Edit, and Submit reports for Review	Unit Intel
III	Reviewer	Reject reports with comments, Submit reports for Approval	Wing / CIC
IV	Approver	Publishes and Export finalized reports	AOC

* Each role includes ALL application privileges of the lower tiers. To update your role in Marauder, email marauder@kr.af.mil with the following information:

Rank | First Name | MI | Last Name | DOD ID | Duty Status
 User Role Requested | Environment (Production/Demo/Other)

Table of Contents

Table of Contents	2
Marauder Summary	2
Roles	2
Domains	3
Air Space Ground	
Report Types	3
MISREP ACEREP	
Workflow	4
Landing Page	
Draft	
QC (Quality Control)	
Approve	
Published	
Navigation	6
Marauder Updates	
Help Resources	
Profile	
Features	7
Search and Filter	
Table	
Mission Basics	9
Equipment (Air Only)	
Events	10
Summary	
Point of Contact (POCs) ..	11
Miscellaneous	11
Saving	
Narrative	
Map	
Activity Log	
Profile	
Templates	
Frequently Asked Questions (FAQ)	12

Domains

Air

Marauder is the mission reporting system of record for USAF air missions. The air domain is Marauder's most utilized domain. The published reports correspond to missions flown under the Air Tasking Order. Users can publish MISREPs, INTREPs, and ACEREPs by selecting the air domain in Marauder.

Space

The space domain supports the Space Command (now USSF) to track satellites and space assets. Space MISREPs are published in a process similar to air MISREPs; users of Marauder's space domain can only publish MISREPs in the space domain.

Ground

The ground domain is the latest domain in Marauder. Marauder supports short and long trip reports. Marauder limits reports in the ground domain to USAF Trip Reports. Note, the operations are on the ground continuously collecting intel.

Report Types

Mission Report (MISREP)

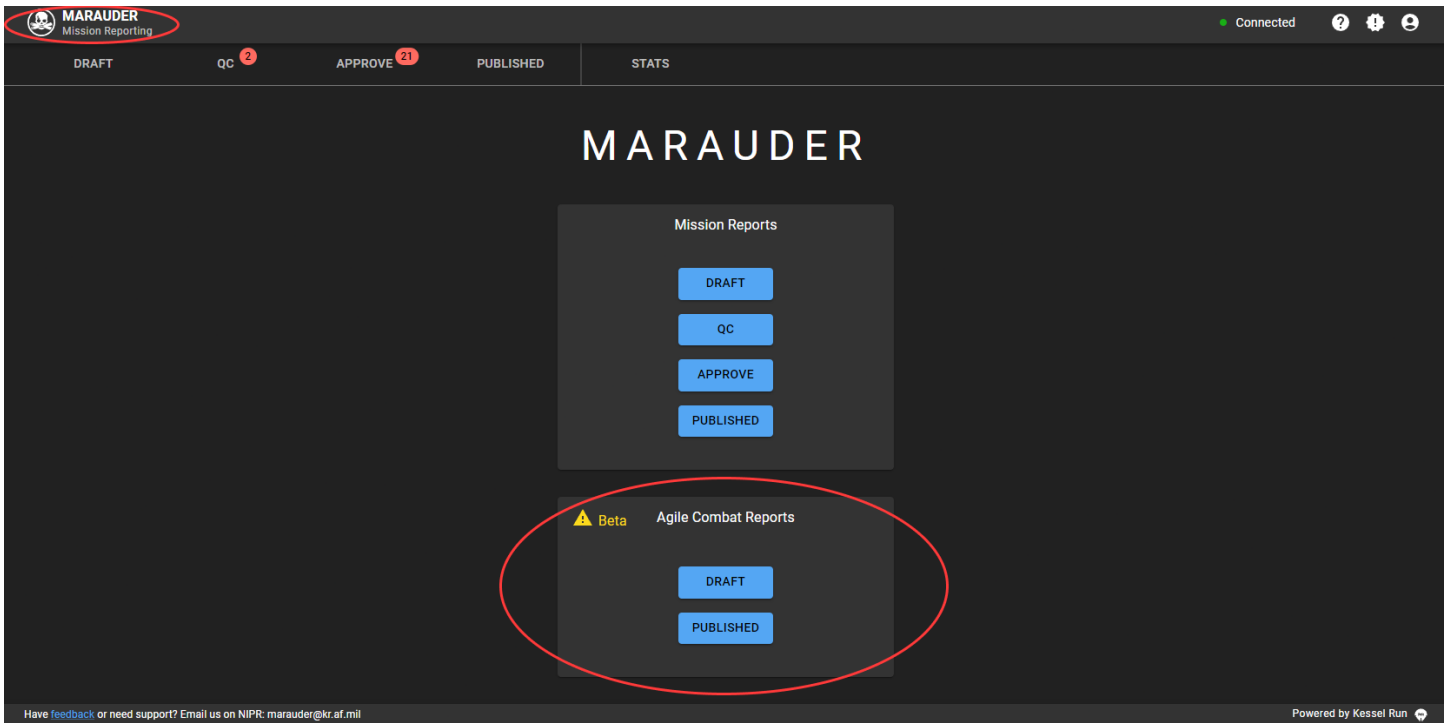
The MISREP is the historical record of a mission. It is a report of the smallest unit of action, embracing the unit's maneuvers and observations. MISREPs are the primary way of conveying mission results and current intelligence to other theater units (all Services), Allied, Coalition, and Partner Nations and various other organizations in a timely manner. MISREPs are used to track intelligence collection, mission execution, combat mission results, or mission completion. MISREP data is also used to assess battle damage and plan missions, among other analytical efforts.

Agile Combat Employment Report (ACEREP)

Agile combat reporting is currently a **Beta Feature** in Marauder. Due to the resource-constrained, high ops-tempo, and likely communications-degraded environment expected during ACE operations, the standardized requirements of a traditional MISREP are replaced by a streamlined narrative summary that captures only mission-critical and high intelligence value information

The ACEREPs can be accessed by going to the Marauder icon in the top left of the page. This will bring you to the home page where you can choose between MISREPs and ACEREPs. Once you click on ACEREP Drafts or Published, you can navigate back to MISREPs by clicking on the top left of the page.

ACEREPs go immediately from Draft to Publish, bypassing the QC and Approve steps. The ACEREP only contains a Mission Basics section and an ACEREP Details section. In this version, there is no filter on the ACEREPs Published page and the ACEREPs are not available via the Marauder API. Future versions may explore these possibilities. Contact marauder@kr.af.mil to give feedback on ACEREPs.



Workflow

Landing Page

The 'Landing Page' is the starting point once your account is approved. The landing page depends on your account: Unit Drafters will see unsubmitted MISREPs, Wing Reviewers will see MISREPs pending QC, AOC Unit Support approvers will see MISREPs pending approval, and everyone else will see published MISREPs.

Draft

Action buttons at the top of the table allow you to download the Marauder USMTF template (note, the Marauder USMTF format differs from USMTF 2004/2014 format), ingest mission report data or create new reports.

- **Unsubmitted MISREPs** - Drafters create templates to prefill data and submit drafts to QC. They can also view rejected MISREPs and filter by unit, A/C, callsign, and domain (Air & Space).
- **New MISREP Type** - Drafters can create templates or start new drafts based on domain (Air & Space).
- **MISREP Templates** - Drafters can currently create templates for Air and Space domains.

QC (Quality Control)

Reports in this step of the workflow are pending quality control (QC). Wings are required to monitor MISREPs in the Pending QC view and push for approval.

Approve

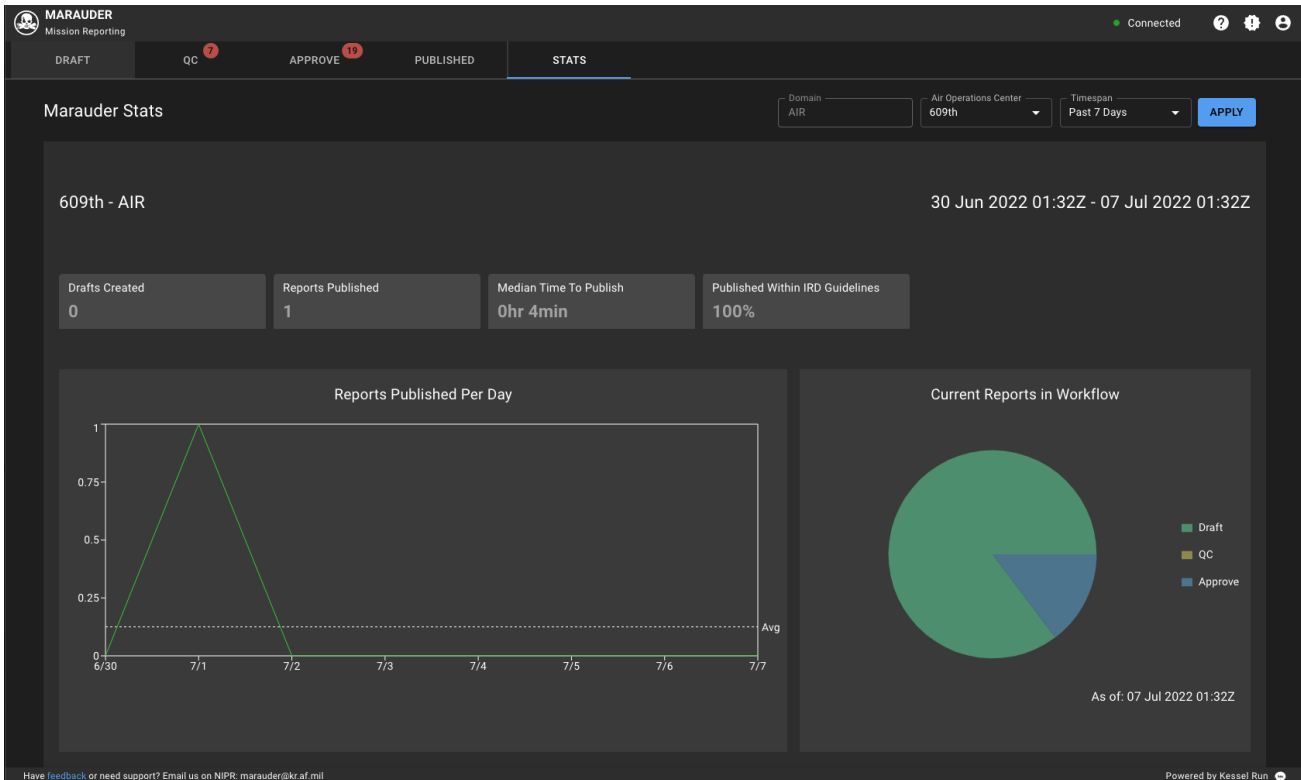
Reports in this step of the workflow are pending approval by unit support. Depending on which AOC the report has been drafted under, unit support is required to monitor MISREPs in the waiting approval view, then publish if they are accurate.

Published

Published reports are available to anyone with access to Marauder. If a report makes it to this step it should be considered valid and ready for analysis. Users can search against published reports based on a number of criteria (including events) and export them as a CSV or as a KMZ file. These are also the reports available via our application programming interface (API).

Stats

The stats page is separate from the Draft to Published workflow, but is accessible on the navigation bar. On the stats page a user can select an AOC and a timeframe - either the past 24 hours, the past 7 days, or the past 24 days - and view metrics for that AOC. This feature is only available to Air reports at this time. It shows the number of drafts created, reports published, the median time to publish between engine shutdown and a draft being published, and the percentage of reports that are being published within the respective IRD guideline.

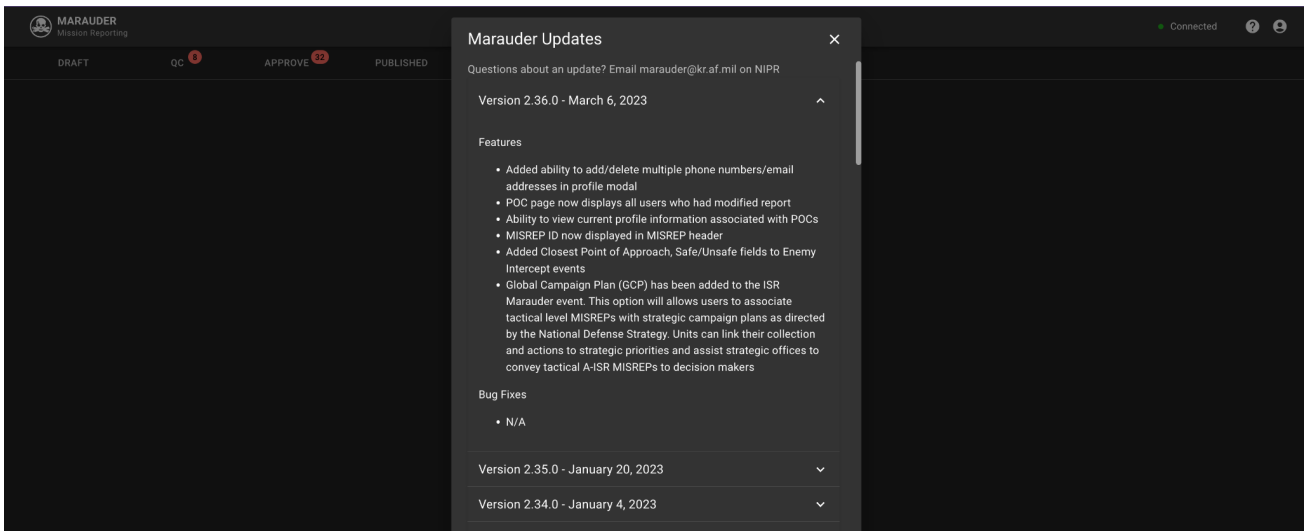


Navigation

Notifications

Marauder Updates

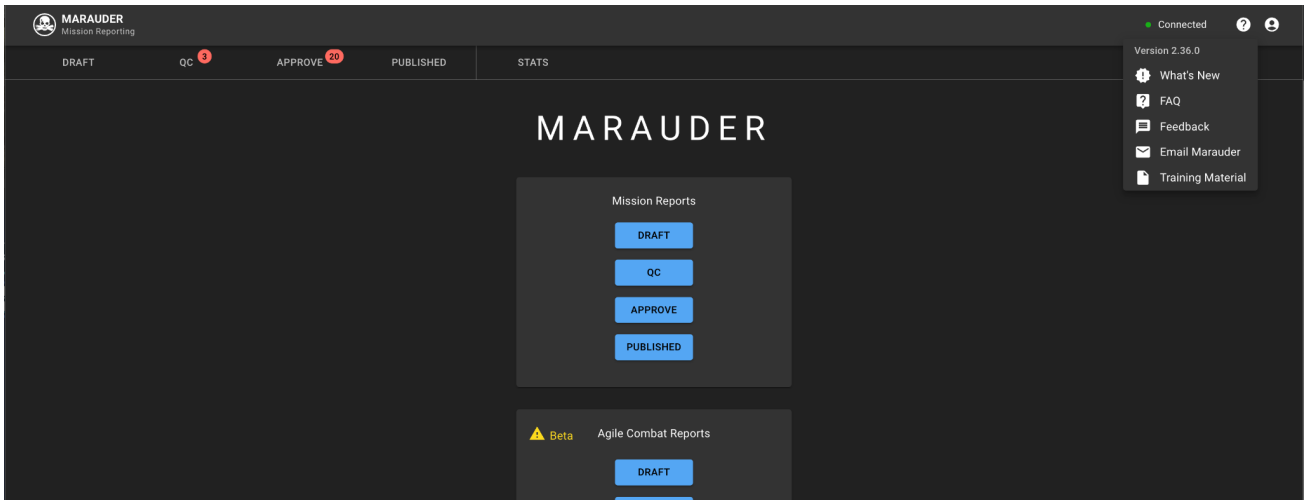
Clicking on the star shaped icon in the top right of the screen will open a modal on recent updates to Marauder. The updates for each version will include the date and a list of new features and bug fixes.



Help Resources

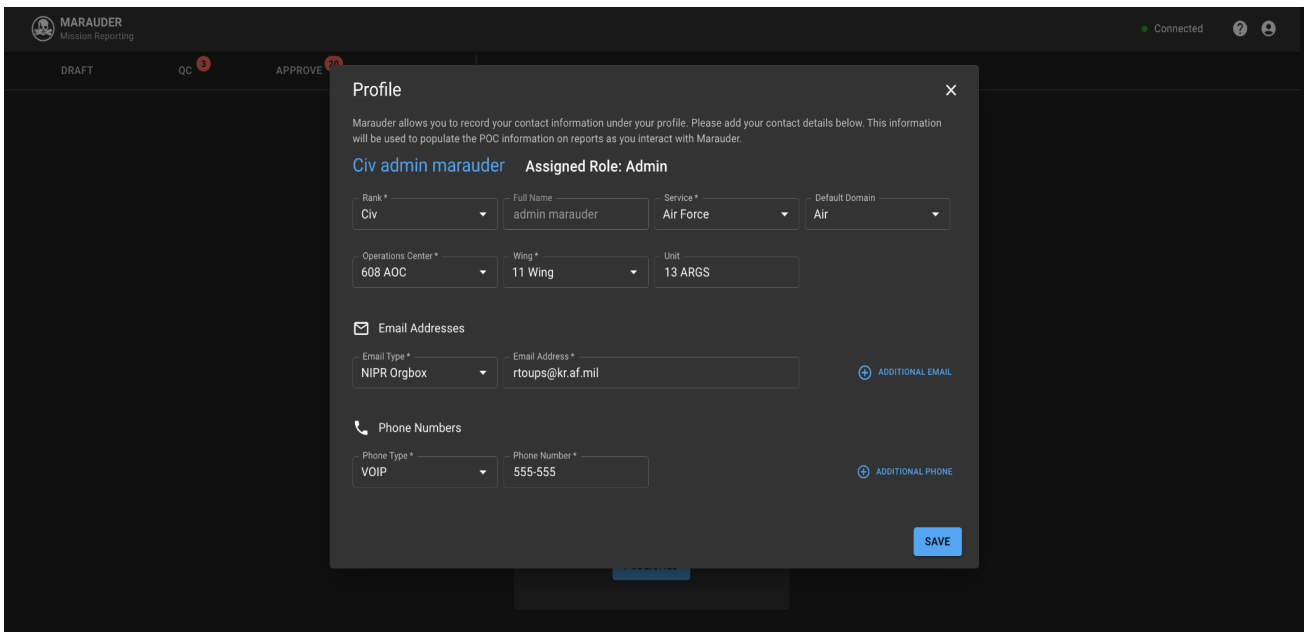
The question mark icon in the top right will open a pop-up with several options.

- **Help** pulls up a page of [Frequently Asked Questions](#).
- **Feedback** will open a modal where you can rate Marauder and provide a short explanation for your rating. The Marauder team will see these reviews.
- **SIPR Email** will open a SIPR email to members of the Marauder team directly. There is not a SIPR Marauder Orgbox email so this is the best way to contact the team.
- **Documents** will open a modal with this user guide, as well as the latest versions of the MIRD, SIRD, PIRD, and BIRD.



Profile

Profile contains information about the user logged into Marauder. Users are able to set some default filters. This is also the information that will populate the POC subsection on reports when users interact with the mission report.

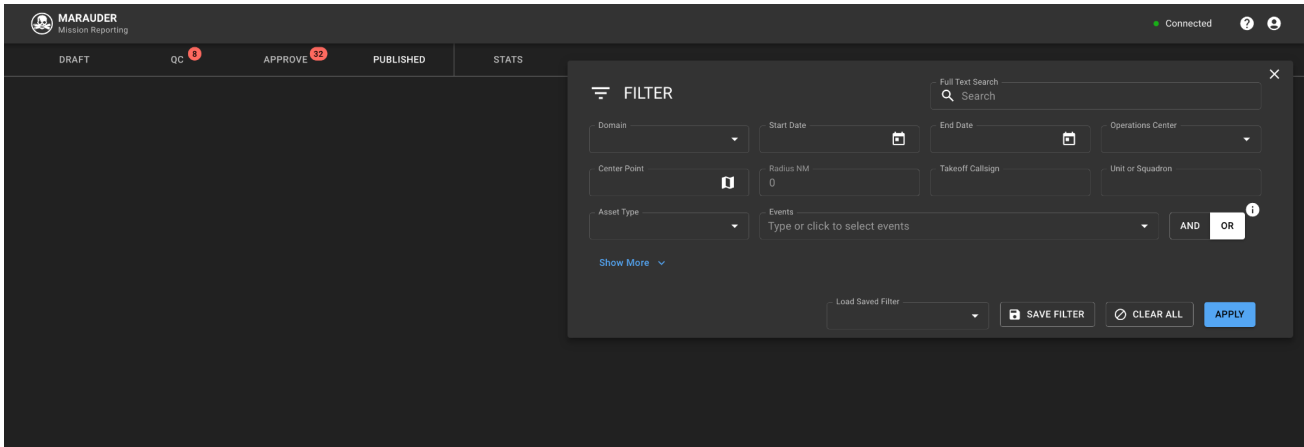


Features

Search and Filter

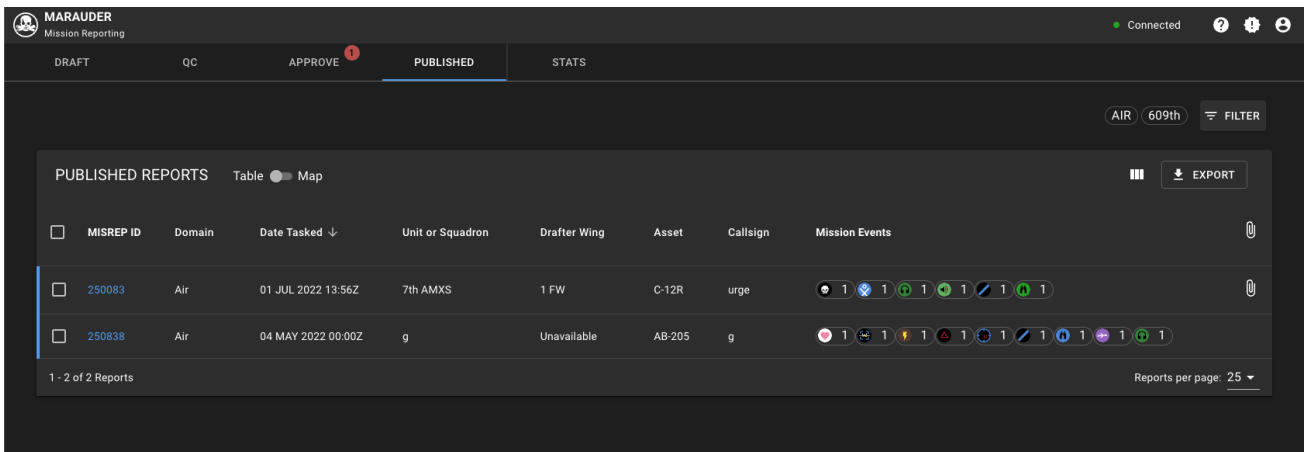
This is how you find your report within Marauder. Select the values you want to filter against; the results will populate in the table below. You can filter for specific categories; or leave the filters blank to return all MISREPs (this is the default behavior). You can also use a free text search.

The Center Point and Radius NM fields allow a user to search by location. Put a coordinate into the Center Point field and the radius to search within.



Table

The table contains the MISREPs returned by the search. You can interact with a MISREP by clicking on the specific row in the table to open the report. The various tabs (Draft, QC, Approve, Published) reflect the step in the pipeline you are currently searching against. Left clicking on a row will open the highlighted report, while right clicking will give you options to open this report in another tab (leaving your table unmodified).



*The table in the Publish tab allows for selected rows to be included in your export. If the rows are unchecked, the entire table will be included in the export.

Select Table Columns

Clicking on the rectangles icon opens a pop up with every possible column. You can choose which columns you would like displayed on your table for easy visualization. Default columns are based on user feedback and usage, if you use a column frequently and would like to see it included please give the Marauder team that feedback.

PUBLISHED REPORTS									EXPORT	
MISREP ID	Domain	Date Tasked ↓	Mission Number	Unit or Squadron	Asset	Callsign	Mission Events		Show Columns	
<input type="checkbox"/>	29260	Air	01 MAR 2021 16:22Z	12345	Test	AC-130	Test	1 1	<input checked="" type="checkbox"/> MISREP ID	<input type="checkbox"/>
<input type="checkbox"/>	26720	Air	02 JAN 2021 00:00Z	asdf	asdf	AEROSO...	asdfasdf		<input checked="" type="checkbox"/> Domain	<input type="checkbox"/>
<input type="checkbox"/>	25828	Air	30 NOV 2020 00:00Z	1	fred	A-10C	jsm	1	<input type="checkbox"/> Tasking Order	<input type="checkbox"/>
<input type="checkbox"/>	24080	Air	13 OCT 2020 00:00Z	1	x	A-129	maverick2		<input checked="" type="checkbox"/> Date Tasked	<input type="checkbox"/>
<input type="checkbox"/>	22803	Air	20 SEP 2020 00:00Z	ZYX789	222 FS	F-16CJ	HORSE 51		<input type="checkbox"/> Shift	<input type="checkbox"/>
<input type="checkbox"/>	22196	Space	02 SEP 2020 22:00Z		123			1	<input checked="" type="checkbox"/> Mission Number	<input type="checkbox"/>
<input type="checkbox"/>	16019	Air	27 MAY 2020 00:00Z	123	123	A-129D	123	1	<input checked="" type="checkbox"/> Unit or Squadron	<input type="checkbox"/>
<input type="checkbox"/>	17106	Cyber	18 MAY 2020 13:28Z						<input type="checkbox"/> Drafter Wing	<input type="checkbox"/>
<input type="checkbox"/>	17380	Air	18 MAY 2020 00:00Z	123	F-16 Squadron	F-16AM	123	1 1	<input checked="" type="checkbox"/> Asset	<input type="checkbox"/>

Note To interact with attachments, go to the summary subsection of the mission report or go to the mission report's event timeline.

*See [Draft Section](#) on how to get Marauder's unique USMTF template.

Mission Basics

In most cases, you will use the Air Tasking Order to fill out the mission basics fields. Note, the "Report Type" is chosen at this step.

←
Air MISREP - Draft
Narrative Map
COPY
DELETE
SAVE
SUBMIT TO QC

MISSION BASICS

EQUIPMENT

TIMELINE

SUMMARY

POCS

ACTIVITY LOG

Mission Narrative

Mission Narrative

Testing for missing events

Classification

Classification *

UNCLASSIFIED

Operation

Operation *

EXERCISE

Mission ID

Tasking Order (ATO) *

AC

Message ID

Report Type *

MISREP

Associated Caveats *

FOUO

Operations Center *

609th

Mission Type *

ADMIN

Originator (Unit or Squadron) *

7th AMXS

ATO Ingest

In most cases, you will use the Air Tasking Order to fill out the mission basics fields. Note, the "Report Type" is chosen at this step.

Equipment (Air Only)

In this section, you can add the aircraft information around assets associated with the mission report.

Equipment Data

Reaper1

Aircraft Callsign Reaper1	IRCM Software Load or Mission Data	Number of Flares	Number of IR-Guided AAM
Radar Name or Destination	ECM Name or Designator	Towed Decoy Name or Designator	Gun Name or Designator
Radar Software Load or Mission Data	ECM Software Load or Mission Data	Towed Decoy Software Load or Mission Data	Number of Gun Rounds
Radar Warning Receiver (RWR) Name or Designator	CMD Name or Designator	Number of Towed Decoys	Air-to-Ground Weapon to Include Number of Each
RWR Software Load or Mission Data	Chaff Designator	Type of Radar-Guided AAM	TGT Pod Name or Designator
MWS Name or Designator	Number of Chaff or Cartridges	Number of Radar-Guided AAM	Additional Avionics
MWS Software Load or Mission Data	Flare Designator	Type of IR-Guided AAM	Data Link

Have feedback or need support? Email us on NIPR: marauder@kr.af.mil

Powered by Kessel Run

Events

In Air and Space reports, events are added under “Timeline”. Ground-trip reports differ in that events exist under ‘Reporting Period’. All events are added and organized in chronological order based on date time group (DTG) information. Each Air Domain timeline includes a takeoff & landing by default.

Timeline

Takeoff Landing

Takeoff 1

Mission Canceled

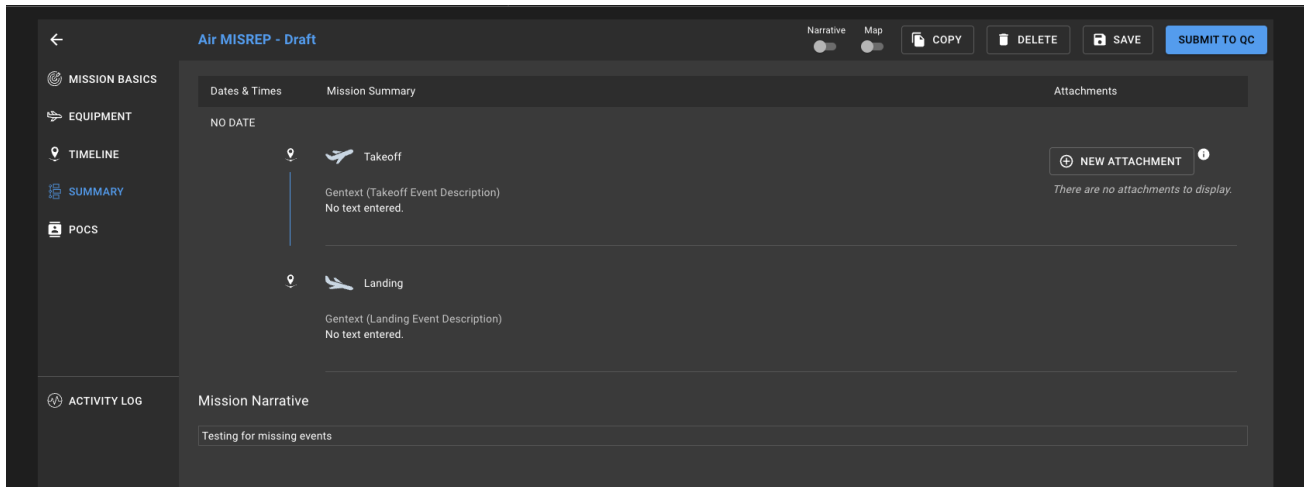
Landing 1

Flight Details	Takeoff	Landing
Callsign *	Takeoff Location (ICAO Code)	Last Land Location (ICAO Code) *
Number of Aircraft *	Takeoff Time DTG *	Last Land Time *
Asset Type (Aircraft) *	Mode 3 (IFF Codes)	Last Engine Shutdown Time *
Aircraft Tail Number(s) *		

Each domain has a broad set of unique events; nevertheless, there are a few event types that are domain independent.

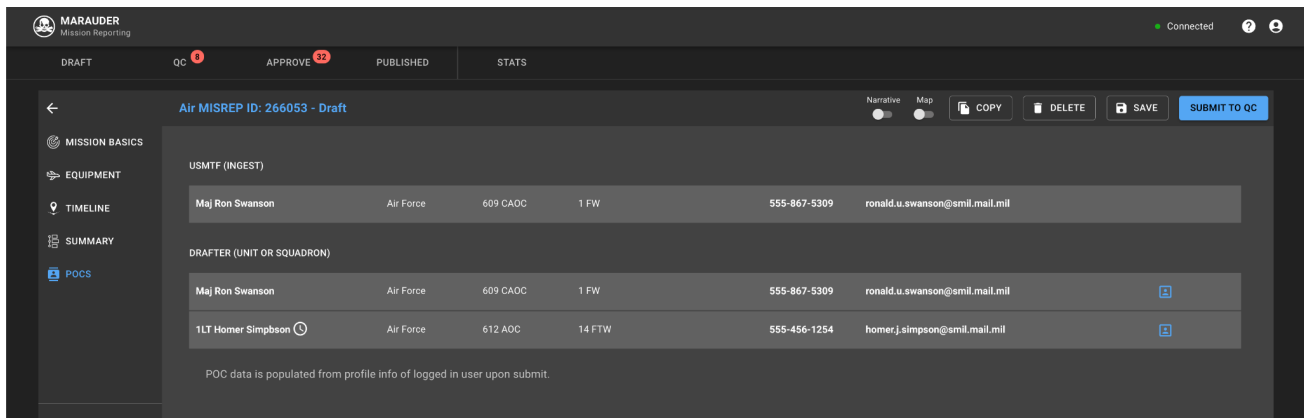
Summary

Summary contains a brief overview of the events in the reporting timeline or reporting period. Associated attachments and general text can also be viewed & added from the summary tab.



Point of Contact (POCs)

Contact information is recorded from every user interaction with the mission report as it moves through the four steps in the workflow. (e.g., user profile information is recorded upon clicking submit to qc from draft).



Miscellaneous

Saving

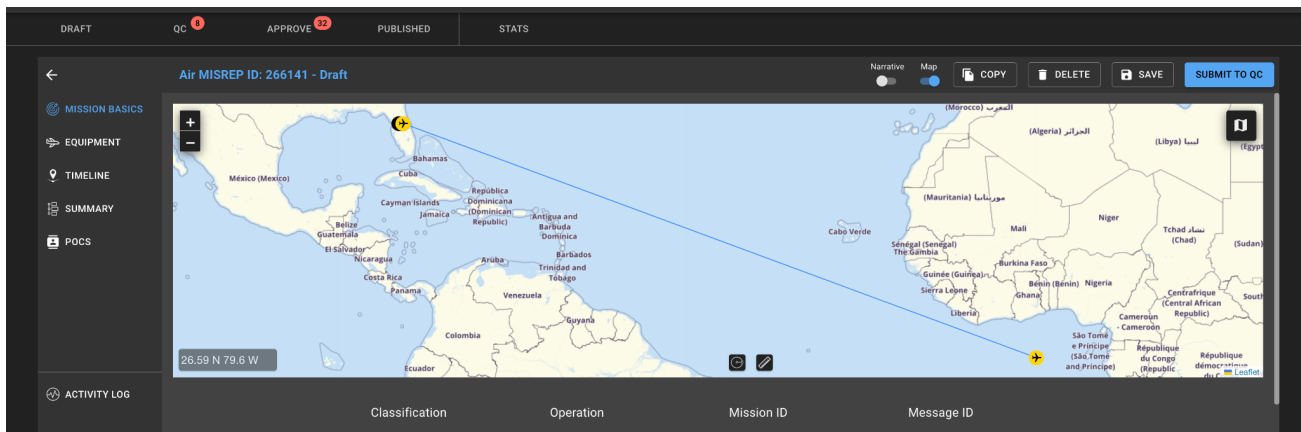
Users should save manually and continuously throughout the mission reporting process to ensure data is not lost. Users may also save working copies of their draft as templates for later use.

Narrative

Provides a centralized account for the report. Used for details that would not be captured by a specific field in a report while providing a high level overview with context of the report itself.

Map

Common picture for the locations of each event inside of a report. Currently only for Air Domain (as of v2.19.0). The map feature can only be enabled after opening a Mission Report containing geospatial information.



Activity Log

The activity log provides information about a specific mission report's interactive history. This includes, for example, the point of contact (POC) who moved a mission report from one step in the workflow to another (from draft to qc, for example) or who initially created the mission report or who has performed specific tasks (such as rejections).

Templates

Drafters can share templates with pre-filled data to speed up the MISREP process. Users can include an additional set of initial events in a template. Select the template and edit, or use the template to create a draft. Users can also save working templates from drafts in progress. Templates can be referenced via Template ID.

Frequently Asked Questions (FAQ)

Where can I access Marauder?

Production Marauder: <https://marauder.kr.smil.mil/>

Demo/Training: <https://marauder-demo.kr.smil.mil/>

Please verify all bookmarks match the above urls as they have changed over time.

What do I do if Marauder goes down?

If you are experiencing a Marauder outage, please email us at marauder@kr.af.mil (on NIPR) with as much detail as possible. We will promptly respond and gather a team to solve the issue with minimum interruptions.

What is Kessel Run?

Air Force Life Cycle Management Center (AFLCMC) / Detachment 12 - Hanscom, AFB

Kessel Run revolutionizes the way the Air Force builds and delivers software capabilities by taking industry-proven software development practices and pairing them with talented Airmen. Kessel Run disrupts decades of government bureaucracy with the mission to provide cutting edge capabilities at a rapid pace to the war fighter.

The Air Force Life cycle Management Center (AFLCMC) leads our initiative in partnership with the Defense Innovation Unit Experimental (DIUx) in order to honestly and efficiently modernize the Air Force's Targeting community and the Air & Space Operations Center (AOC).

The team is based in Boston, Massachusetts, where they collaboratively work in balanced teams of software developers, designers, and product managers enabled by platform operators and support staff to build products Airmen love. Their teams utilize User Centered Design (UCD), Lean Startup, and Extreme Programming (XP) with Test Driven Development (TDD) processes and principles to succeed no matter the challenge. Visit: <https://kesselrun.af.mil/> (NIPR) for further information.

Does Marauder have an environment I can use for exercises or training?

A training-only instance of Marauder that can be used for small exercises and training at this URL: <https://marauder-demo.kr.smil.mil>. Accounts and roles are managed separately for each instance so a new account needs to be requested and created for a different instance.

We also have a QMO instance (<https://marauder-qmo-ex.kr.af.smil.mil>) for special large scale exercises that require a clean database so that only the MISREPS that are relevant for the exercise are captured.

To request an account for the DEMO or the QMO instance, send the information below to marauder@kr.af.mil on NIPR.

Rank: | First Name: | MI: | Last Name: | DOD ID: | Duty Status: | Requested Marauder Role: | Environment: (Production/Demo/Other)

*Requesting exercise roles / accounts should be done through the Marauder org box.

I need to onboard a lot of users quickly for an upcoming deployment / exercise

Instead of submitting individual requests, please send us a spreadsheet with everyone's information.

What applications is Marauder connected to?

The Marauder team is currently engaged with multiple external teams from across the DOD to integrate reporting data with their applications. If you have proposals for applications that could benefit from the addition of Marauder data, please have them reach out to marauder@kr.af.mil to start the conversation.

Can I connect to the Marauder API?

Yes! If you have a valid use case for machine-to-machine access, we can provide credentials to connect to the application programming interface (API). Please reach out to marauder@kr.af.mil to discuss your needs.

How do I update my Marauder role?

If a user has an **existing account** and wants to update their role, please send us the below information at marauder@kr.af.mil.

Don't forget to specify for which environment this request applies (ex: PRODUCTION, DEMO or QMO).

Rank: | First Name: | MI: | Last Name: | DOD ID: | Duty Status: | Requested Marauder Role: |
Environment: (Production/Demo/Other)