

The 2022 Canadian UFO Survey

Overview

Since 1989, Ufology Research (formerly Ufology Research of Manitoba) has solicited UFO case data from known and active investigators and researchers in Canada. The goal has been to provide data for use by researchers trying to understand this controversial phenomenon.

2022 marked the 34th year of collecting and analysing Canadian UFO report data by Ufology Research, with the total number of Canadian UFO reports in the database now more than 23,500 in total. Tables of most Canadian UFO reports included in the annual surveys from 1989 to the present are available online at: <http://survey.canadianuforeport.com>

The 2022 Canadian UFO Survey: Summary of Results

- There were 768 UFO sightings recorded in Canada in 2022, a slight increase of about six per cent from 2021. The number of UFO sightings reported in Canada in 2022 was the fourth-lowest over the past 20 years.
- In 2022, Quebec led all Canadian provinces with about 29 per cent of all Canadian UFO reports, edging out Ontario's 28 per cent. This is the first time that Quebec has recorded the most Canadian UFO reports in a single year since the Canadian UFO Survey began in 1989. BC had 14 per cent, unchanged from 2021, and other provinces and territories had negligible changes in report numbers from the previous year.
- In 2022, about 8.2 percent of all UFO reports were classified as unexplained.
- The typical UFO sighting lasted approximately 13 minutes in 2022.
- Based on the number of reports in 2022 and using the average number of witnesses per case as 1.37, more than 1,000 Canadians had sightings of UFOs in 2022.
- The study found that in 2022, about 52 per cent of all UFO sightings were of simple lights in the sky, similar to previous years. Witnesses also reported triangles, spheres, and boomerangs.

Results of this study show that many people continue to report unusual objects in the sky, and some of these objects do not have obvious explanations. Many witnesses are pilots, police and other individuals with reasonably good observing capabilities and good judgement.

There are at least two UFO sightings reported each day in Canada. Some of these could have explanations such as military exercises and overflights occurring over populated areas. In addition, people are often unaware of the nature of conventional or natural objects in the sky, such as Starlink satellite constellations and large meteors. The good news is that people are taking the time to observe their surroundings, and making a conscious effort to report them to organizations and agencies seeking to monitor UFO activity.

Popular opinion to the contrary, there is no incontrovertible evidence that some UFO cases involve extraterrestrial contact. The continued reporting of UFOs by the public and the yearly increase in numbers of UFO reports suggests a need for further examination of the phenomenon by social, medical and/or physical scientists.

For further information, contact:

Ufology Research via e-mail: canadianuforeport@hotmail.com

Twitter: @ufologyresearch

UFO reports in Canada

The following table shows the number of reported UFOs per year since 1989, collected by Ufology Research.

Year	Number
1989	154
1990	254
1991	169
1992	223
1993	482
1994	189
1995	183
1996	258
1997	284
1998	195
1999	259
2000	263
2001	375
2002	483
2003	673
2004	882
2005	769
2006	738
2007	836
2008	1004
2009	831
2010	968
2011	986
2012	1982
2013	1180
2014	1021
2015	1267
2016	1132
2017	1101
2018	937
2019	849
2020	1243
2021	722
2022	768

The number of UFO reports per year has varied, although there has been a general trend towards a gradual increase in yearly UFO report numbers over the past 30 years until 2015, and

then a slow but steady decline. Media reports of a “huge increase” in UFO reports are not supported by available data. The six per cent increase in UFO reports in 2022 over 2021 is largely due to 37 separate reports filed by one individual regarding objects with definitive explanations. Without these cases, there would be no negligible increase in UFO reports last year at all.

Although there may be a perceived notion that UFOs are not being reported with as much frequency as in the past, UFOs have not “gone away.” This data clearly contradicts comments by those who would assert that UFOs are a ‘passing fad’ or that UFO sightings are decreasing.

For this study, the working definition of a UFO was: “an object seen in the sky which its observer cannot identify.”

Although the term Unidentified Aerial Phenomenon (UAP) is currently being used more often instead of Unidentified Flying Object (UFO), for consistency this study will continue to use the original term UFO that was in use when the study began in 1989.

Polls have shown that about ten per cent of the Canadian population believe they have seen UFOs. This means that about 3.7 million Canadians have seen UFOs. However, studies have also shown that only about ten per cent of all witnesses of UFOs report their experiences (although this percentage is thought to be much lower).

UFO witnesses range from farmhands to airline pilots and from teachers to police officers. Witnesses represent all age groups and racial origin. What is being observed? In most cases, only ordinary objects. However, this begs a question. If people are reporting things that can be explained, then the objects they observed were “really there.” Were the objects we can't identify “really there” as well? If so, what were they?

These are questions that only continued and rational research can answer, and only if researchers have the support and encouragement of both scientists and the public.

Method

Data for each UFO case was obtained by Ufology Research from participating researchers across Canada, through receipt of reports directly from witnesses, or through data mining of known websites devoted to UFO reports. This method has not changed significantly during the past 30 years.

Sources for the 2022 Canadian UFO cases included:

UFO groups and organizations:

AQU, AUFOSG, GARPAN, KBCCUFO, MUFON, NUFORC, UFOBC, Ufology Research, UFOSNW, Vike

Government sources:
Transport Canada, CIRVIS reports

Social media:
Facebook, Reddit, Twitter, Youtube

The original intent of the Canadian UFO Survey was to understand exactly how many cases were being reported in a given year, and how they were distributed across the country. It was also deemed desirable to know other characteristics of the UFO reports, such as predominant colours, the durations of sightings, reported shapes, and which UFO types were most common.

The information available on each case was then coded by members of Ufology Research, entered into a database, and statistically analysed. Information on almost all UFO sightings in 2022 was obtained through online sources.

An example of the coding key is as follows:

Example: 2022 01 09 1530 Vernon BC DD 900 silver 2 ps 6 5 UFOBC p 4 objs. seen

Field: 1 2 3 4 5 6 7 8 9 10 11 12 13 14 15 16

Field 1 is a default YEAR for the report.

Field 2 is the MONTH of the incident.

Field 3 is the DATE of the sighting.

Field 4 is the local TIME, on the 24-hour clock.

Field 5 is the geographical LOCATION of the incident.

Field 6 is the PROVINCE where the sighting occurred.

Field 7 is the TYPE of report, using the Modified Hynek Classification System.

Field 8 is the DURATION of the sighting, in seconds (a value of 600 thus represents 10 minutes).

Field 9 is the primary COLOUR of the object(s) seen

Field 10 is the number of WITNESSES

Field 11 is the SHAPE of the object(s) seen

Field 12 is the STRANGENESS of the report.

Field 13 is the RELIABILITY of the report.

Field 14 is the SOURCE of the report.

Field 15 is the EVALUATION of the case.

Field 16 includes any COMMENTS noted about the case.

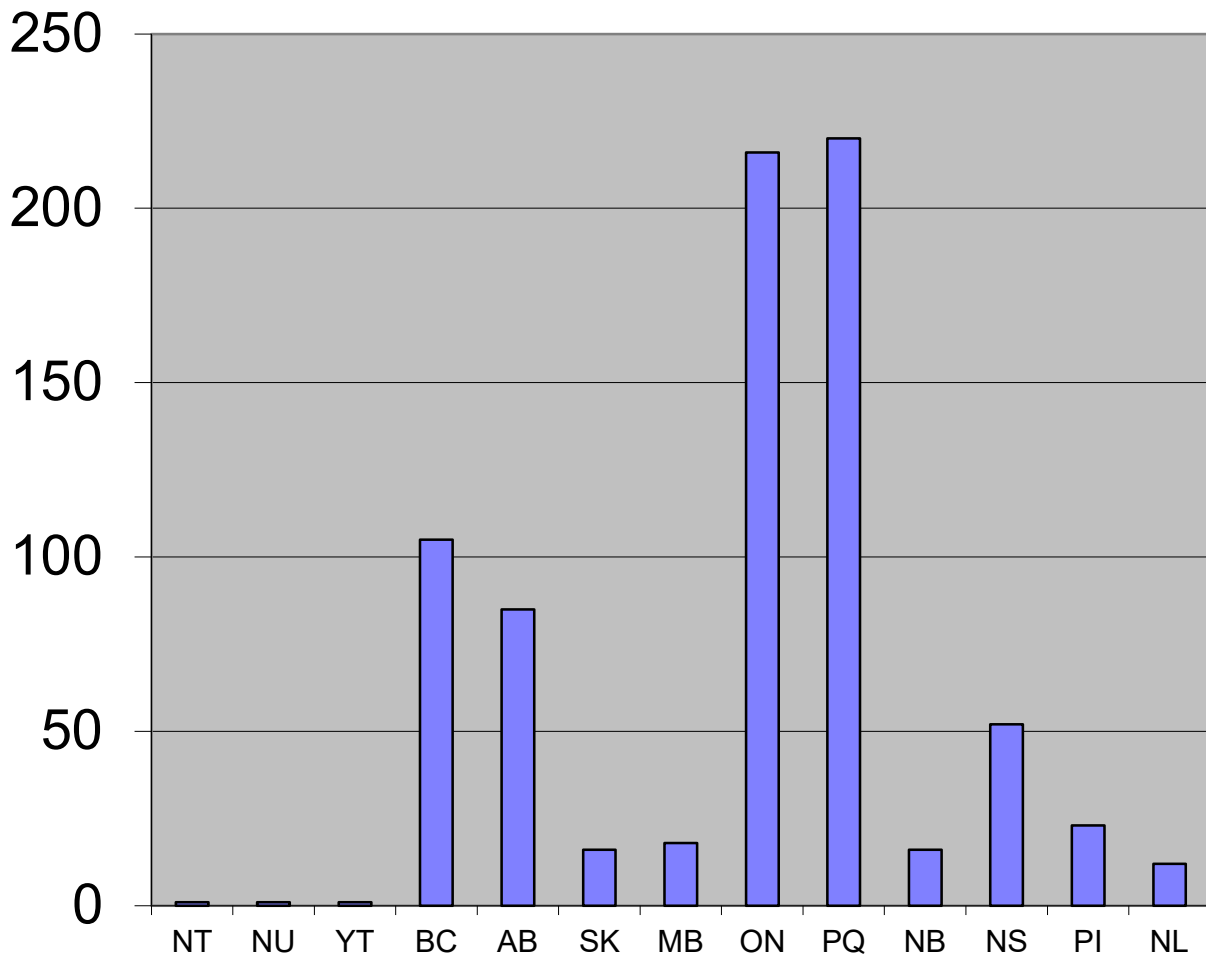
A detailed set of guidelines for coding the case information was provided to those working on the data.

Distribution of UFO reports across Canada

In 2022, Quebec led all Canadian provinces with about 29 per cent of all Canadian UFO reports, edging out Ontario's 28 per cent. This is the first time that Quebec has recorded the most Canadian UFO reports in a single year since the Canadian UFO Survey began in 1989. BC had 14 per cent, unchanged from 2021, and other provinces and territories had negligible changes in report numbers from the previous year.

Alberta, Quebec, PEI and Newfoundland and Labrador were the only provinces with increases in report numbers in 2022 compared with 2021.

Breakdown of 2022 Cases by Province



In addition, geographical names of UFO sighting locations were examined for trends. Many cities were found to have multiple reports, as noted. (Large metropolitan areas include their suburbs.)

Number of UFO Reports in Metropolitan Areas in 2022

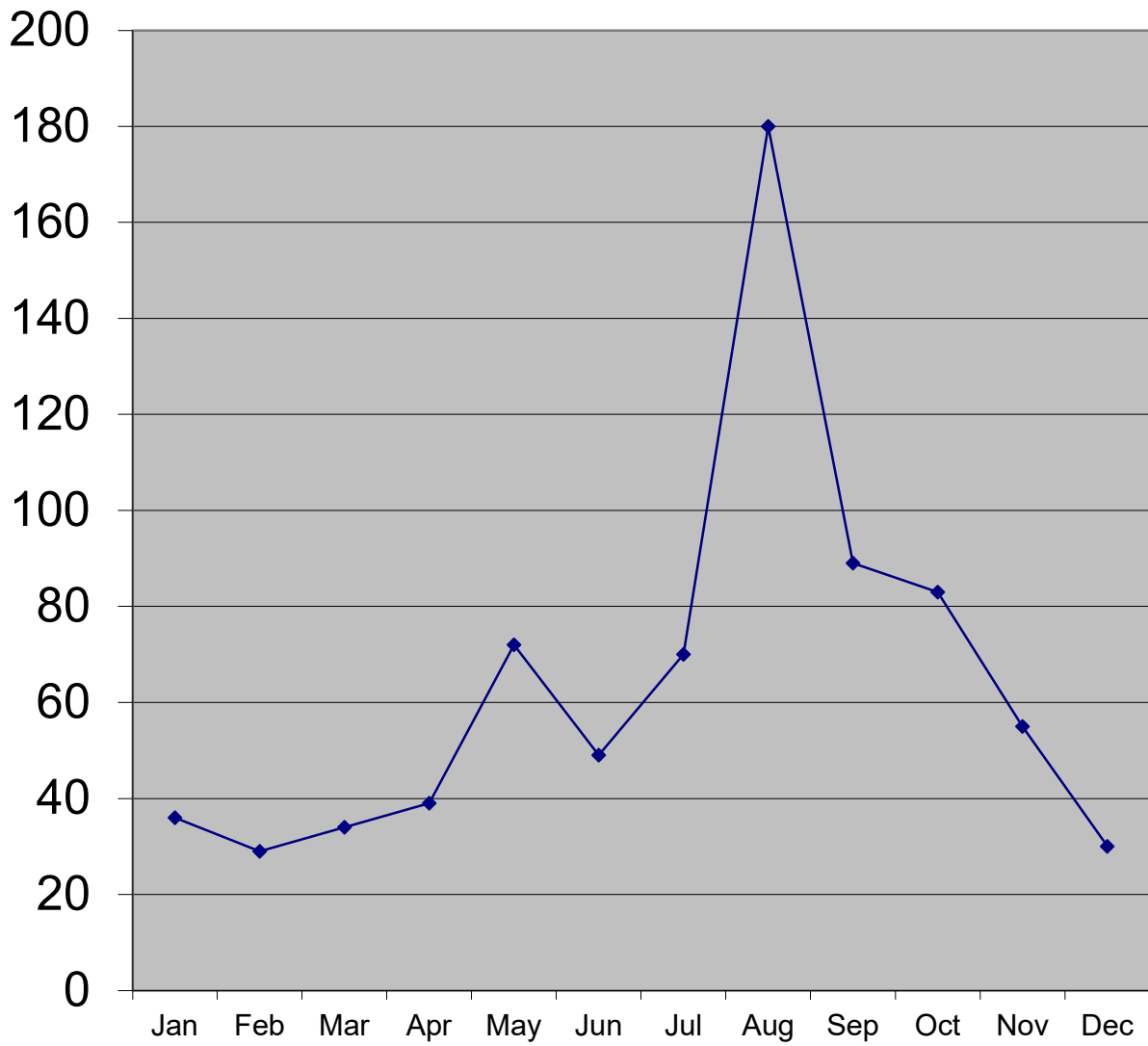
Metropolitan Areas

Toronto	44
Vancouver	36
Montreal	32
Edmonton	23
Calgary	20
London	18
Hamilton	13
Ottawa	12
Quebec City	10
Winnipeg	8

Monthly Trends in UFO Reports

Monthly breakdowns of reports during each year tend to show slightly different patterns. UFO reports generally peak in summer and are at minimum in winter, presumably due to the more pleasant observing conditions during the summer months, when more witnesses are outside. In Canada in 2022, the monthly trend saw a distinct shift to the fall.

Breakdown of Cases by Month



UFO Report Types

An analysis by report type shows a similar breakdown to that found in previous years. The percentage of cases of a particular type remains roughly constant from year to year, with some variations. Most cases were Nocturnal Lights and Nocturnal Discs, which comprised 65 per cent of cases.

Less than four per cent of all reported UFO cases in 2022 were Close Encounters, emphasizing the reality that very few UFO cases involve anything other than distant objects seen in the sky. This is an important statistic, because the current popular interest in abductions and sensational UFO encounters such as direct contact with aliens is based not on the vast majority of UFO cases but on the tiny fraction of cases which fall into the category of close encounters. Speculation on what aliens may or may not be doing in our airspace seems almost completely unconnected to the question of what are actually being reported as UFOs.

For those unfamiliar with the classifications, a summary follows:

NL (Nocturnal Light) - light source in night sky

ND (Nocturnal Disc) - light source in night sky that appears to have a definite shape

DD (Daylight Disc) - unknown object observed during daytime hours

C1 (Close Encounter of the First Kind) - ND or DD occurring within 200 metres of a witness

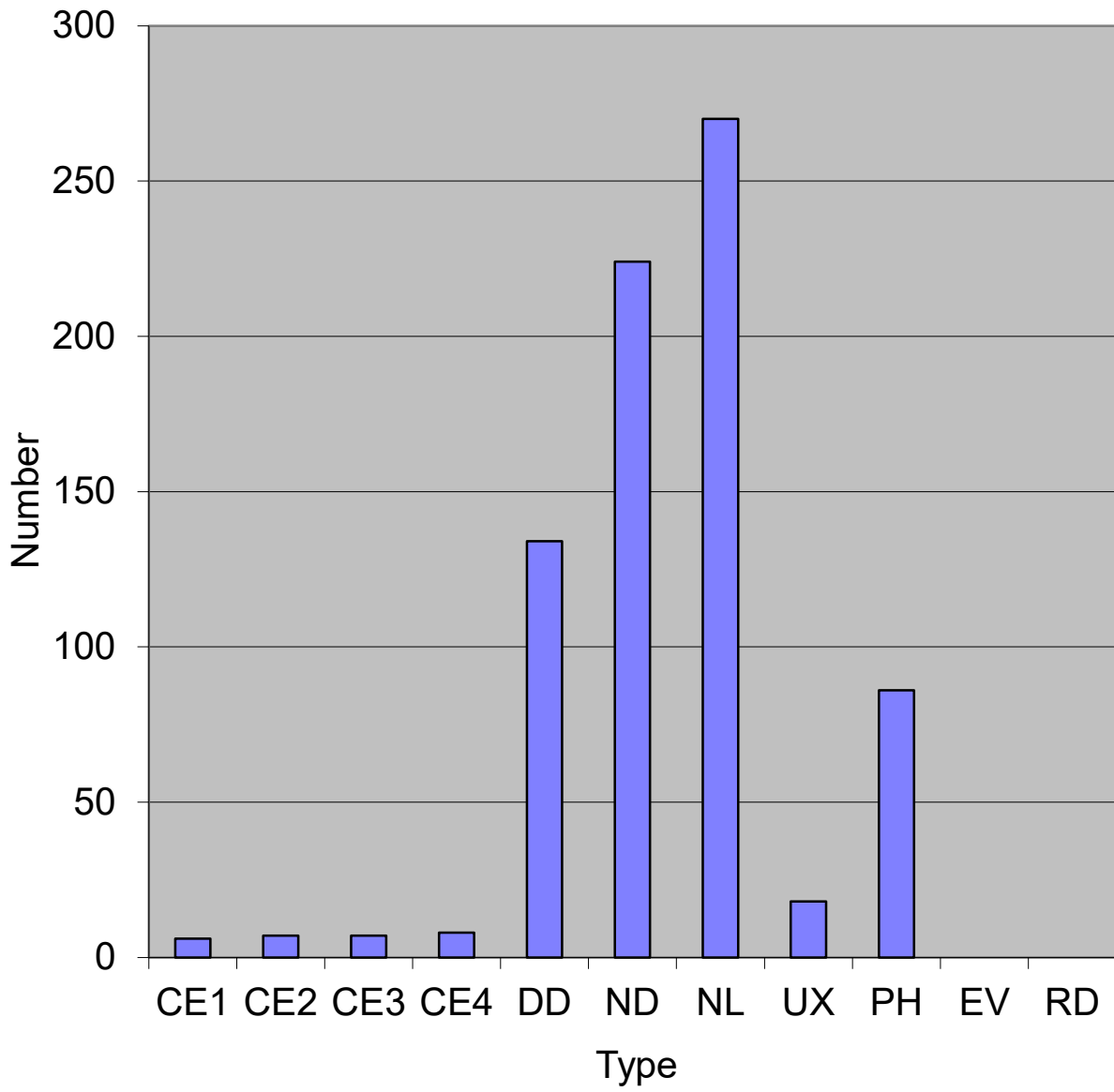
C2 (Close Encounter of the Second Kind) - C1 where physical effects left or noted

C3 (Close Encounter of the Third Kind) - C1 where figures/entities are encountered

C4 (Close Encounter of the Fourth Kind) - an alleged "abduction" or "contact" experience

Note: The category of Nocturnal Disc was created in the 1980s by UFOROM originally for differentiation of cases within its own report files, and has been adopted by many other groups worldwide.

Breakdown of 2022 Cases by Type



Other Report Types

The category of PH indicates the sighting was entirely photographic, without any actual object seen visually. In 2022, there were about 11 per cent of these cases recorded, double the amount in 2021. Many reports listed as NL or ND or DD may also have associated photos or video, so this should not be considered exclusive.

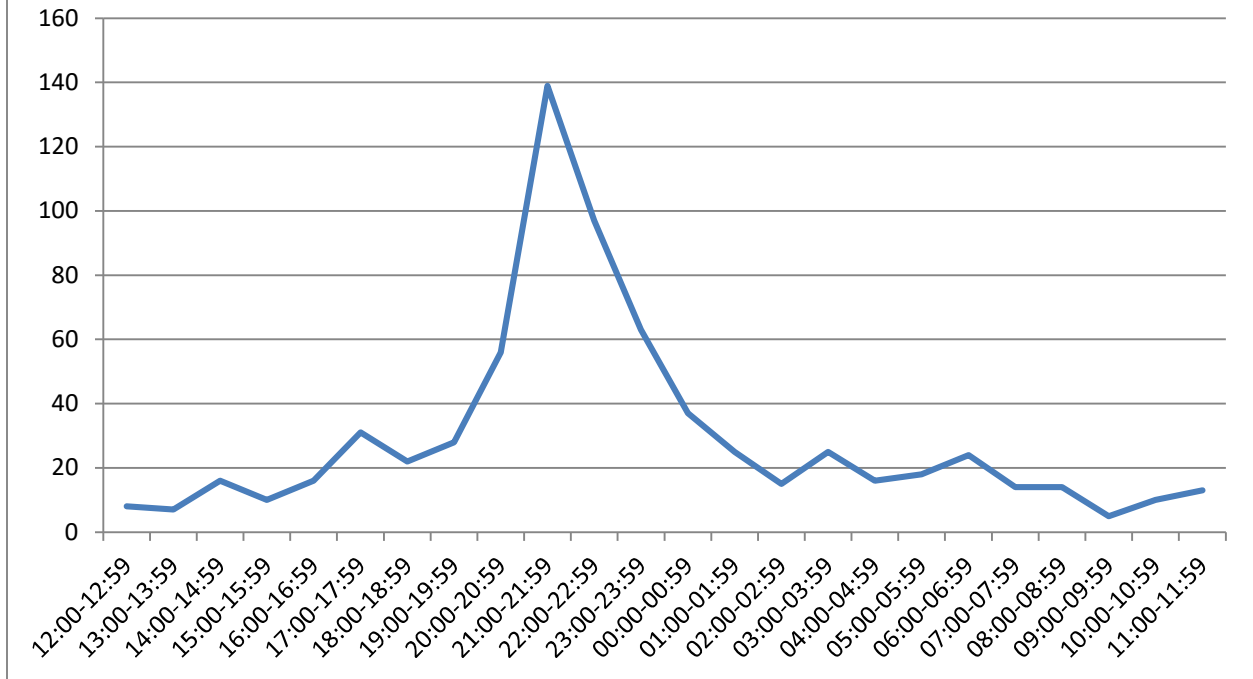
However, about 40 per cent of all UFO reports are accompanied by photographs or videos (usually from cell phone cameras). This is one rejoinder to the complaint to there are no photos of UFOs, considering the abundance of cameras. Of course, the problem is not that there are no photos or videos of UFOs, but that there are so few good, high-quality, and information-rich useful photos of UFOs.

EV indicates a case in which physical evidence was observed (not necessarily related to any observed object) and RD is a case in which an object was detected with radar but not necessarily observed. UX cases are those in which anomalous phenomena are reported and believed by witnesses to be UFO-related, but no UFO was actually seen. These include reports of “odd sounds,” observations of strange creatures, and dreams.

Hourly Distribution

The hourly distribution of cases has usually followed a similar pattern every year, with a peak at 2200 hours local and a trough around 0900 hours local. About a third of all UFO sightings in 2022 occurred between 9 pm and 11 pm. Since most UFOs are nocturnal lights, most sightings will occur during the evening hours. Since the number of possible observers drops off sharply near midnight, we would expect the hourly rate of UFO reports would vary with two factors: potential observers and darkness.

2022 Sightings by Time of Day



Duration

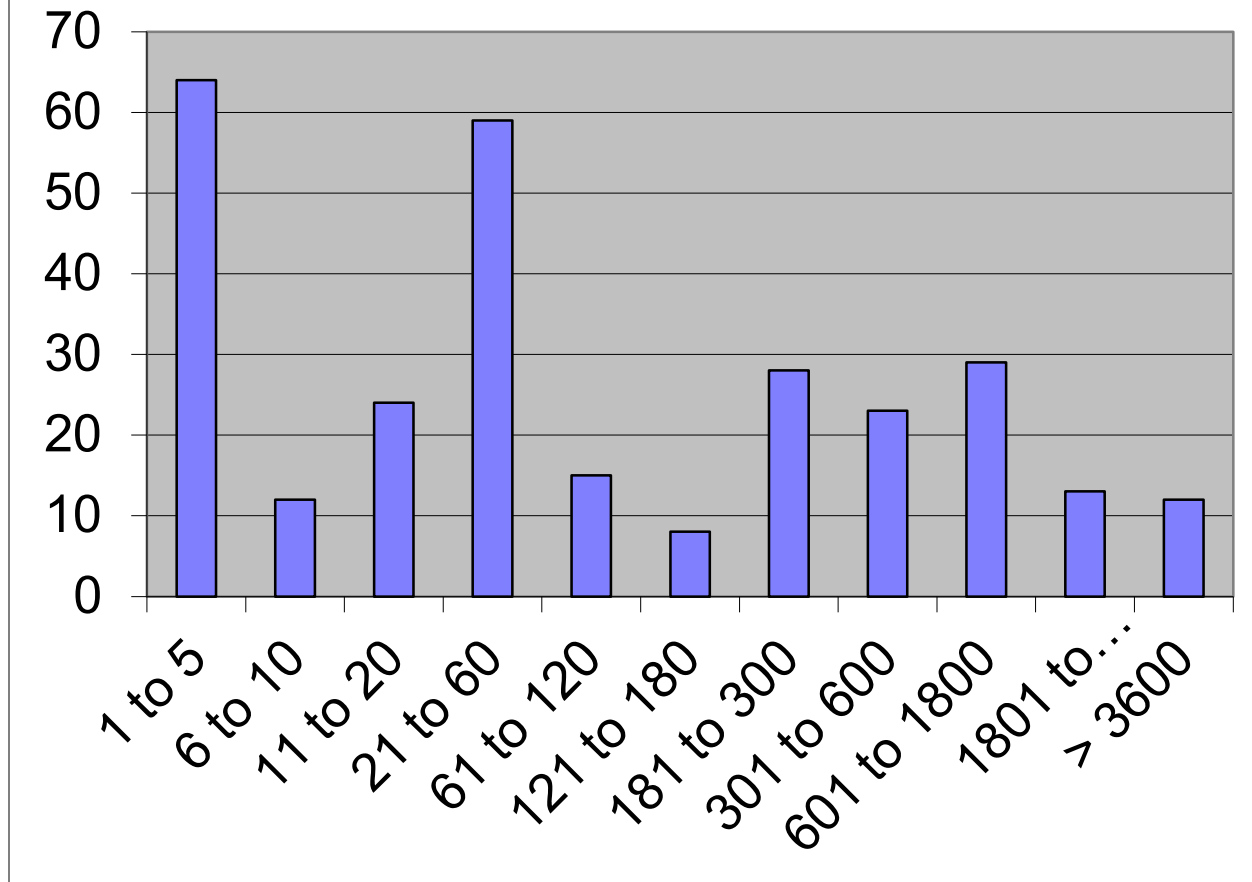
The category of Duration is interesting in that it represents the subjective length of time the UFO experience lasted. In other words, this is the length of time the sighting lasted *as estimated by the witness*. Naturally, these times are greatly suspect because it is known that most people tend to badly misjudge the flow of time.

Although a witness' estimate of "one hour" may be in error by several minutes, it is unlikely that the true duration would be, for example, one minute. Furthermore, there have been cases when a UFO was observed and clocked very accurately, so that we can be reasonably certain that UFO events can last considerable periods of time.

The average duration of UFO sightings in Canada in 2022 was about 13 minutes, similar to that in 2021.

The length of time an object is seen suggests some simple explanations for what was being observed by the witness. In fact, the duration of a sighting is one of the biggest clues to its explanation. Experience in studying UFO reports has shown us that short duration events are usually fireballs or bolides, and long duration events of an hour or more are very probably astronomical objects moving slowly with Earth's rotation. Long-duration sightings tend to occur in the early morning hours, from about midnight until 6:00 a.m.

Duration of 2022 Sightings



Colour

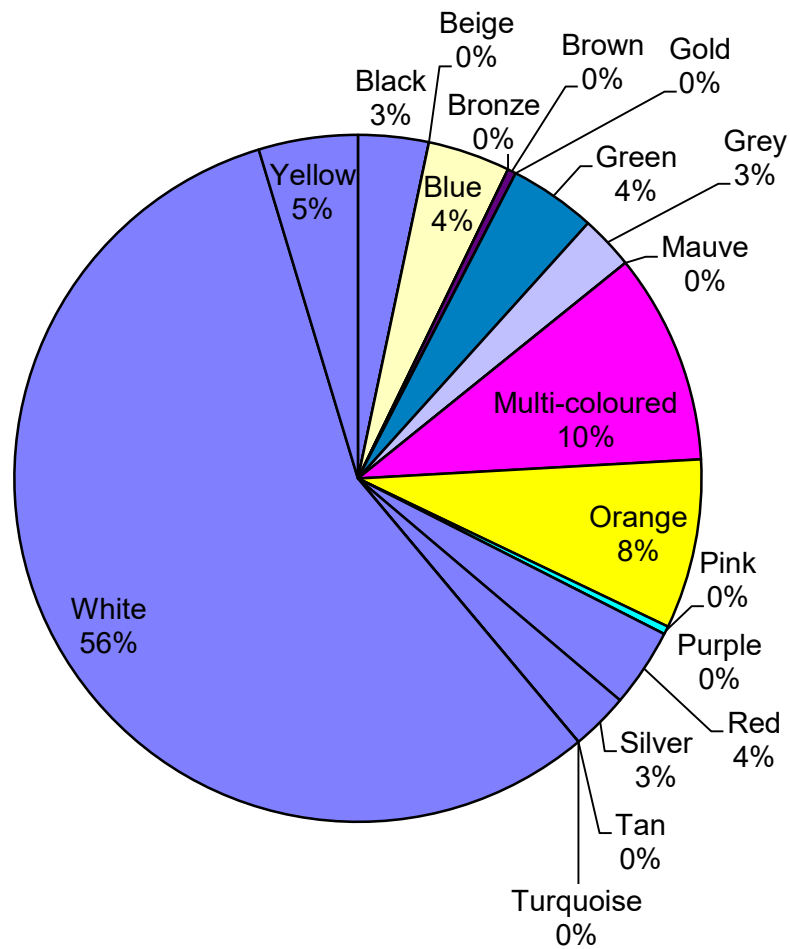
In cases where colours of an object were reported by witnesses, the most common colour in 2022 was white, mentioned in 290 cases or 56 per cent of reports where a colour was indicated. In 2021, this percentage was 52 per cent.

This result might be related to the abundance of Starlink-related reports, which were uniformly white starlike objects. The next most common colours were orange, multicoloured, and red. Since most UFOs are nocturnal starlike objects, the abundance of white objects is not surprising.

Colours such as red, orange, blue and green often are associated with bolides (fireballs). Orange is most often associated with the observation of a Chinese lanterns, the launching of which have been popular during the past decade or so.

The 'multicoloured' designation is problematic in that it literally covers a wide range of possibilities. This label has been used, for example, when witnesses described their UFOs as having white, red and green lights. Many of these are certainly stars or planets, which seem to flash a variety of colours when seen low on the horizon. Aircraft are also frequently described as having more than one colour of light, such as flashing coloured red and green wing lights. However, seen from a distance, aircraft can often be visible only as moving white lights.

Breakdown of 2022 Reports by Colour



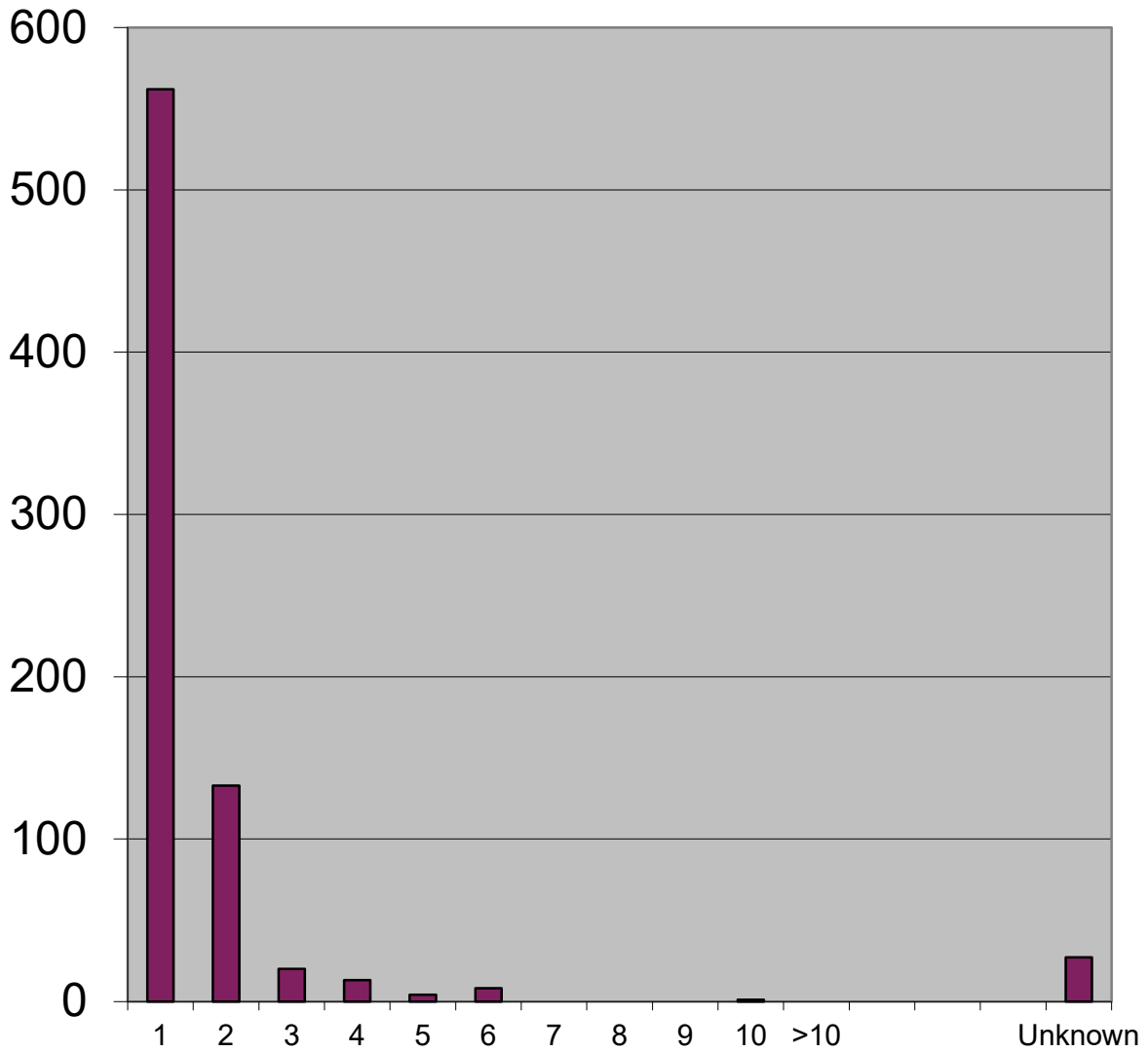
Witnesses

The average number of witnesses per case in 2022 was 1.37, up slightly from 2021. This value has been as high as 2.4 in 1996, indicating that a UFO experience often has more than one witness, and supports the contention that UFO sightings represent observations of real, physical phenomena, since there is usually at least one corroborator present to support the sighting.

We can then extrapolate the number of Canadians who had seen UFOs in 2021. Given the number of reports in 2022 as 768 and using 1.37 as the number of witnesses per case, we get a value suggesting that at least 1,052 Canadians saw UFOs in 2022.

The number is likely higher, as studies have shown that only about ten per cent of all UFO sightings are reported (most witnesses choose not to tell anyone, out of fear of ridicule or concern for their reputation). Multiplying by ten, this means it is probable that more than 10,000 Canadians saw UFOs in 2022, or about one in every 4,000 people.

Breakdown of 2022 Cases by # of Witnesses



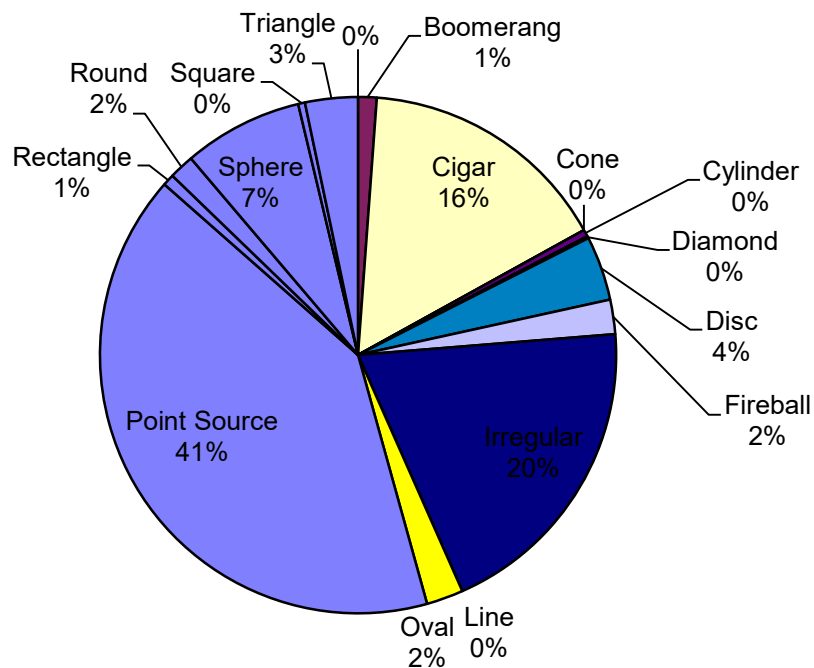
Shape

Witnesses' descriptions of the shapes of UFOs vary greatly. In 2022, like other years, most reported UFOs were simply "point sources"—that is, "starlike" objects or distant lights. There were 268 reports of a UFO that was only a light in 2022. The classic "flying saucer" or disc-shaped object was reported in 28 cases in 2022, down from 36 cases in 2021, and "triangles" were reported in 23 cases in 2022, slightly more than the 17 cases in 2021. Curiously, the number of reports of an object that was cigar shaped or cylindrical increased from 10 per cent in 2021 to 16 per cent in 2022.

The shape of a perceived object depends on many factors such as the witness' own visual acuity, the angle of viewing, the distance of viewing and the witness' own biases and descriptive abilities. Nevertheless, in combination with other case data such as duration, shape can be a good clue towards a UFO's possible explanation.

One recurring problem is the description by a witness of a distant light as an "orb," implying a spherical shape. The term "orb" has also been adopted by many in ufology who infer that an orb is something mysterious and distinct from a simple light. Upon interviewing witnesses who describe orbs, however, it is clear they only observed a distant light, and their personal belief in alien visitation drove them to label it as something unexplainable.

Shape - 2022 Survey



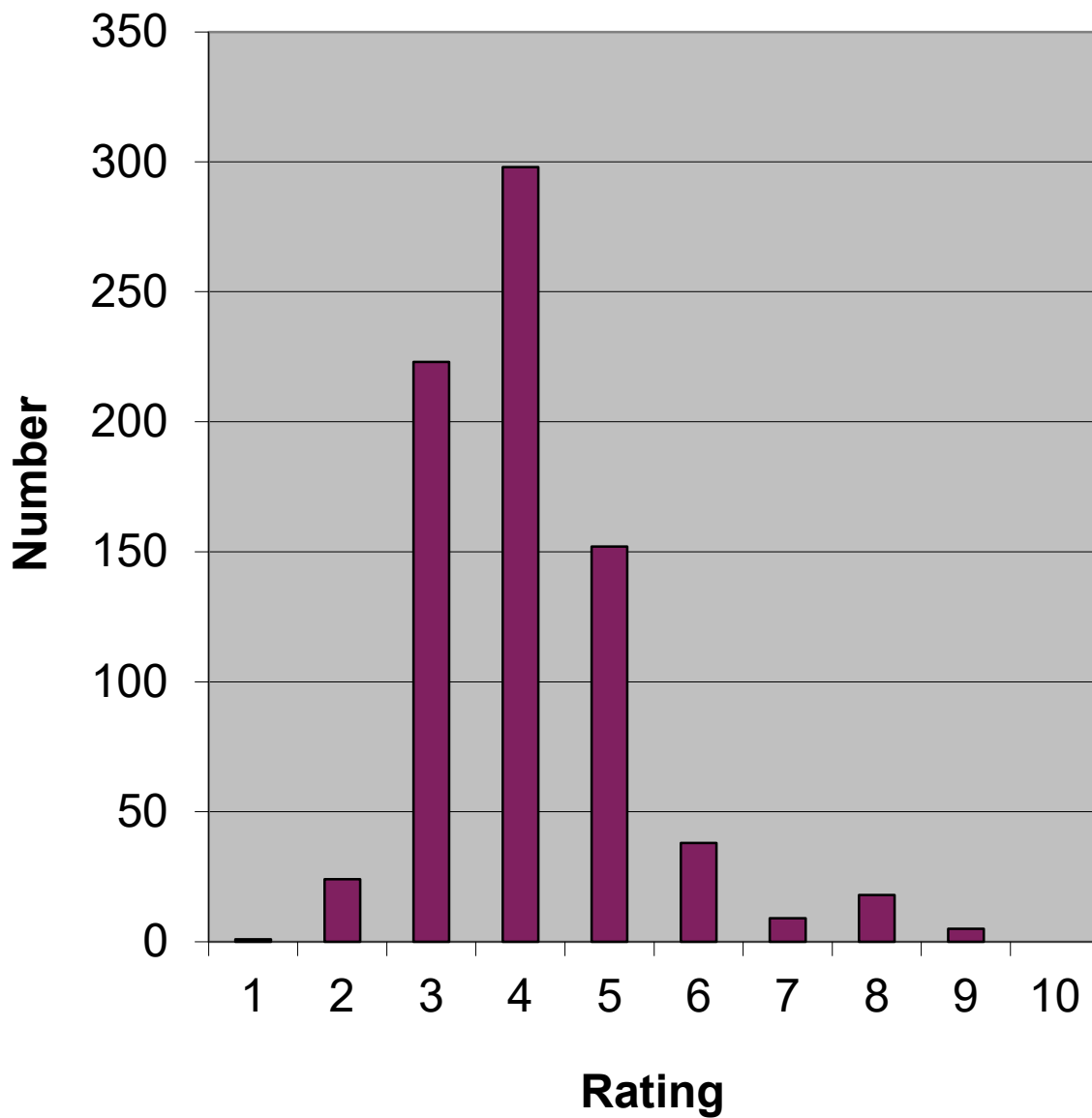
Strangeness

The assigning of a Strangeness rating to a UFO report is based on a classification adopted by researchers who noted that the inclusion of a subjective evaluation of the degree to which a particular case is in itself unusual might yield some insight into the data. For example, the observation of a single, stationary, starlike light in the sky, seen for several hours, is not particularly unusual and might likely have a prosaic explanation such as that of a star or planet. On the other hand, a detailed observation of a saucer-shaped object which glides slowly away from a witness after an encounter with grey-skinned aliens would be considered highly strange. A Strangeness rating is assigned during the data entry process, based on the given information about each case. It is subjective, but based on the general criteria noted above.

The numbers of UFO reports according to a strangeness rating show an inverse relationship such that the higher the strangeness rating, the fewer reports. The one exception to this relationship occurs in the case of very low strangeness cases, which are relatively few in number compared to those of moderate strangeness. It is suggested this is the case because in order for an observation to be considered a UFO, it must usually rise above an ad hoc level of strangeness, otherwise it would not be considered strange at all.

The average strangeness rating for UFO reports during 2022 was about 4.1, where 1 is considered not strange at all and 9 is considered exceptionally unusual. This was similar to 2021.

Breakdown of 2022 Cases by Strangeness



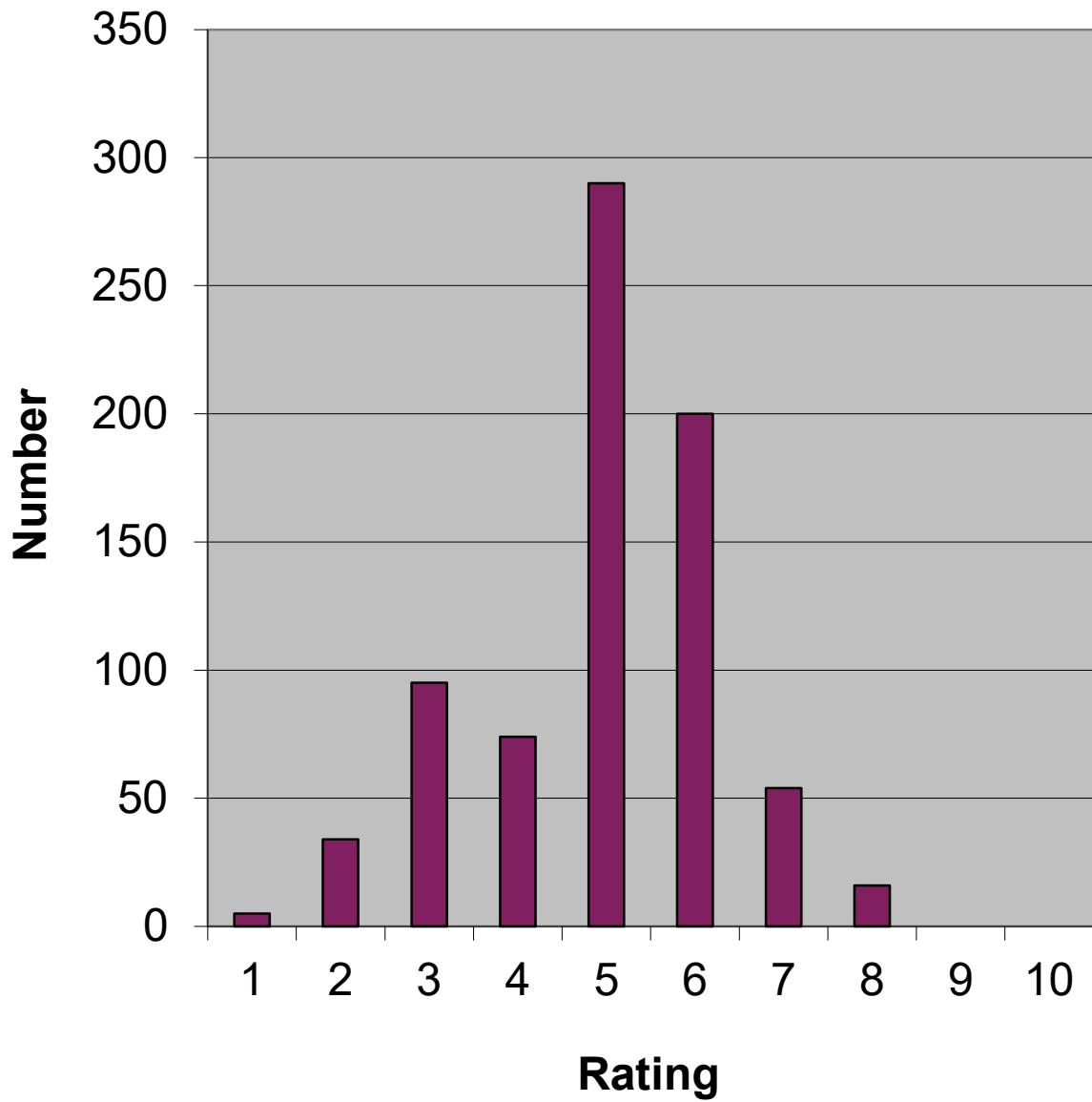
Reliability

The average Reliability rating of Canadian UFO reports in 2022 was just under 5, meaning that most cases had minimal investigation, likely only a report form filled out by a witness, and without extensive supporting documentation or investigation.

Higher reliability cases include actual interviews with witnesses, a detailed case investigation, multiple witnesses, supporting documentation and other evidence. Since data for many cases are taken from websites and second-hand postings, or in fact self-postings, there is usually no significant investigation of UFO sightings. Well-investigated cases seem to comprise only a small fraction of all UFO data, a fact that makes UFO case data have limited value.

Reliability and Strangeness ratings tend to vary in classic bell-shaped curves. In other words, there are very few cases which were both highly unusual and well-reported. Most cases are of medium strangeness and medium reliability. These are the “high-quality unknowns” which will be discussed later. However, there are also very few low-strangeness cases with low reliability. Low-strangeness cases, therefore, tend to be well-reported and probably have explanations.

Breakdown of 2022 Cases by Reliability



Sources

UFO data used in this study were supplied by many different groups, organizations, official agencies and private individuals. Since this annual survey began in the late 1980s, more and more cases have been obtained and received via the Internet.

In 2022, about 28 per cent of Canadian cases in were reported to the large organization known as the Mutual UFO Network (MUFON), which has an online reporting system. L'association québécoise d'ufologie (AQU) provided 17 per cent of the 2022 case data. About 20 per cent of the total cases were obtained through the National UFO Reporting Center in the USA, about double as many as in 2021. Like MUFON, both AQU and NUFORC have toll-free telephone numbers for reporting UFOs and a large sightings list created through voluntary submission of online report forms by witnesses.

About 5 per cent of all UFO sightings reported in 2021 were sent directly to Ufology Research, but 11 per cent were reported to The Night Time Podcast, which were then provided directly to Ufology Research. About six per cent of all cases came as a result of information obtained through government sources such as Transport Canada and the Department of National Defence.

Often, UFO sightings are reported by witnesses on social media platforms such as Facebook, Twitter, Reddit, and YouTube. Because of the difficulty in verifying information posted on social media, these cases usually have lower Reliability ratings.

It should be noted that the preparation of this Survey is becoming quite challenging. Few UFO investigators or researchers actually submit case directly data to UFOROM, despite requests, requiring considerable searching of online sources. And, although many sites post information about UFO sightings, very little actual UFO investigation is being conducted. In fact, it could be said that the science of good and thorough UFO investigation has nearly become extinct, if it existed at all. This does not bode well for an area of study that is under constant criticism by debunkers wishing to prove the unscientific nature of the subject.

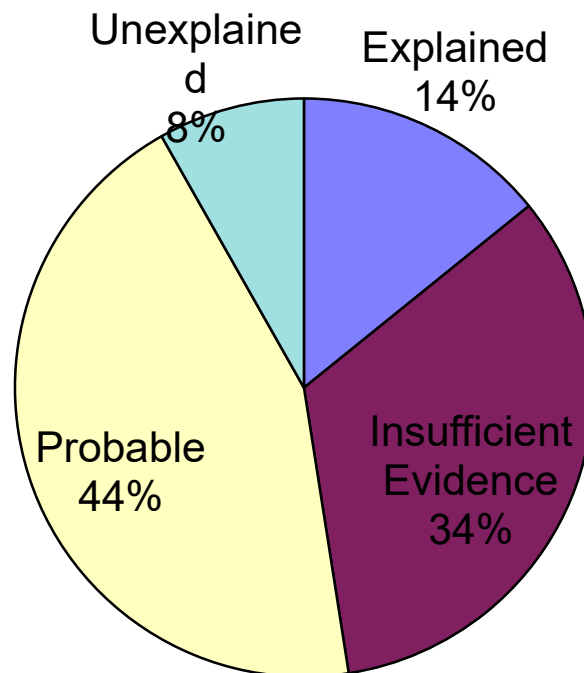
Conclusion/Evaluation

There are four operative categories in the Canadian UFO Survey: Explained, Insufficient Information, Possible or Probable Explanation, and Unknown (or Unexplained). It is important to note that a classification of Unknown does not imply that an alien spacecraft or mysterious natural phenomenon was observed; no such interpretation can be made with certainty, based solely on the given data.

The breakdown by Conclusion for 2022 UFO reports showed the percentage of unexplained cases at about 8 per cent of the total, up marginally from last year. The percentage of cases with definite explanations is about 14 per cent. The percentage of cases with probable explanations was about 44 percent, and those with Insufficient Information comprised 33 per cent.

It is also important to note that a high number of Unexplained cases in a given year does not mean those cases are necessarily alien spacecraft. Many Unexplained cases have low reliability or Strangeness, and some might be Unexplained but could be objects such as drones or military projects for which we do not have full data but enough to suggest they are unusual.

Breakdown of 2022 Reports by Conclusion



The evaluation of UFO reports has both subjective and quantitative components.

E (Explained) is used when it can be determined with certainty that the UFO seen was a known object, such as a Chinese Lantern, a photographic defect, re-entering satellite, or astronomical object.

I (Insufficient Information) is used if there is information lacking that could help identify the UFO. A lack of a definite date or location is insufficient information, for example.

P (Possible or Probable Explanation) is used if the description of the observed UFO fits well with a prosaic explanation or a conventional object.

U (Unknown or Unexplained) is used if all data points are available, if the description and behaviour of the UFO do not easily conform to that of a conventional object. If there is supporting documentation and there has been some investigation to rule out a prosaic explanation, this increases the likelihood of coding the case as an Unknown.

It is important to note that a classification of Unknown does not imply that an alien spacecraft or mysterious natural phenomenon was observed; no such interpretation can be made with certainty, based solely on the given data. Evaluation reflects a subjective evaluation by researchers who question whether a particular report has enough information to consider it as having a possible explanation or if there is simply not enough information to make that judgement. This situation has likely arisen because very few UFO sightings are ever fully investigated, as most are simply reported and published online, often without any follow-up or investigation possible. An Evaluation is made subjectively by either or both the contributing investigators and the compilers of this study. The category of Unknown is adopted if there is extensive information or data available and/or if the contributed data or case report contains enough information such that a conventional explanation cannot be satisfactorily proposed. This does not mean that the case will never be explained, but only that a viable explanation is not immediately obvious.

The level and quality of UFO report investigation varies because there are no explicit and rigorous standards for UFO investigation. Investigators who are “believers” might be inclined to consider most UFO sightings as mysterious, whereas those with more of a skeptical predisposition might tend to subconsciously (or consciously) reduce the Unknowns in their files.